
2001 KHSAA

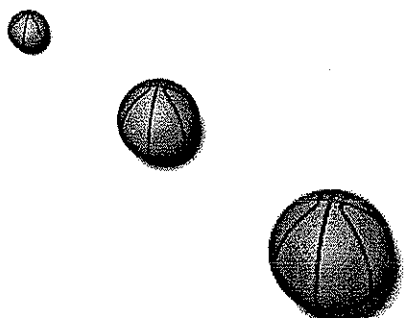


BOYS' SWEET 16®


State Basketball Tournament

March 14-17

Rupp Arena • Lexington



Final Game Stats
Sat., March 17 • Session 7 • Game 1
Russellville Panthers
vs.
Male Bulldogs



the
GREATEST
SHOW

in
hoops!

KHSAA Basketball - Game Box Score

Russellville Panthers vs. Male Bulldogs

Date: 03/17/2001 Time: 10:00 am Site: Boys' Sweet 16-Rupp Arena Attendance: Unknown

Visitors: Male Bulldogs															
##	Name	P	FG	3 Pt	FT	PTS	ORB	DRB	TR	PF	AST	TO	BS	ST	MIN
11	* Johnny Mathies		3/7	0/0	2/2	8	1	0	1	3	1	1	0	2	21:03
12	* Adam Burks		2/4	2/2	0/0	6	0	1	1	0	3	0	0	0	18:04
31	* Larry O'Bannon		6/11	0/1	4/4	16	1	6	7	3	0	3	2	1	27:38
33	* Mike Bush		3/11	1/3	2/2	9	2	5	7	2	3	2	0	1	30:19
54	* LaVar Carter		7/11	0/0	4/6	18	5	6	11	1	1	2	3	1	30:35
10	John Haury		0/0	0/0	2/2	2	0	1	1	1	1	1	0	0	4:37
13	Leslie Powell		0/4	0/1	0/0	0	1	1	2	2	3	1	0	2	17:12
14	Ronnie Todd														DNP
21	Keith Cathey														DNP
23	Stephen McKinney														DNP
30	Casey Shumate														DNP
44	Greg Ballard		1/1	0/0	0/1	2	0	2	2	1	0	1	0	0	10:32
50	William Ford														DNP
40	Scott Green														DNP
	Team						2	2	4						
	Totals		22/49	3/7	14/17	61	12	24	36	13	12	11	5	7	160
	Total FG		1st Half	9/28	32.1%	2nd Half	13/21	61.9%	Game	22/49	44.9%				
	3 PT FG		1st Half	2/4	50.0%	2nd Half	1/3	33.3%	Game	3/7	42.9%				
	Free Throws		1st Half	4/4	100%	2nd Half	10/13	76.9%	Game	14/17	82.4%				

Home: Russellville Panthers															
##	Name	P	FG	3 Pt	FT	PTS	ORB	DRB	TR	PF	AST	TO	BS	ST	MIN
21	* Maurice Hampton		5/20	0/6	4/4	14	4	4	8	4	4	4	0	2	30:11
22	* Nathan Thompson		3/8	3/6	3/4	12	3	1	4	4	1	4	0	1	30:45
30	* Teco Dickerson		11/21	4/8	2/2	28	4	6	10	3	0	2	0	1	31:52
33	* Roland Dickerson		0/5	0/3	0/0	0	1	0	1	4	3	0	0	2	30:41
34	* Tyree Todd		0/3	0/0	0/0	0	1	2	3	4	0	2	0	0	30:08
4	Khary Neblett		0/1	0/0	0/0	0	0	0	0	0	0	0	0	0	0:33
10	Kwesi Neblett														DNP
11	David Dickerson		0/0	0/0	0/0	0	0	0	0	0	0	0	0	0	0:06
12	Audre' Evans		0/1	0/1	0/0	0	0	0	0	0	0	0	0	0	5:38
20	Jeron Smith														DNP
23	Justin Taylor														DNP
24	Damien Terry														DNP
25	Wun Kennedy														DNP
31	Adrian Bigbee		0/0	0/0	0/0	0	0	0	0	0	0	0	0	0	0:06
32	John Gonzales														DNP
	Team						4	3	7						
	Totals		19/59	7/24	9/10	54	17	16	33	19	8	12	0	6	160
	Total FG		1st Half	10/33	30.3%	2nd Half	9/26	34.6%	Game	19/59	32.2%				
	3 PT FG		1st Half	4/12	33.3%	2nd Half	3/12	25.0%	Game	7/24	29.2%				
	Free Throws		1st Half	2/2	100%	2nd Half	7/8	87.5%	Game	9/10	90.0%				

	Mal	Rus		Mal	Rus		Mal	Rus
Free Throw Pts	14	9	3Pt Points	9	21	Pts/Possession	0.79	0.68
Pts off Turnovers	9	9	2nd Chance Points	6	14	Pts off Bench	4	0
Total Rebounds	36	33	Team Rebounds	4	7	Dead Ball Reb	2	0
Off Rebound %	42.9	41.5	Def Rebound %	58.5	57.1	Total Rebound %	52.2	47.8
Technical Fouls	Mal	None						
	Rus	None						
Officials	Rick Chasteen, Barry Barnes, Rob Allen							

	Qtr 1	Qtr 2	Qtr 3	Qtr 4	OT 1	OT 2	OT 3	OT 4	Total
Male Bulldogs	11	13	16	21	0	0	0	0	61
Russellville Panthers	15	11	12	16	0	0	0	0	54

KHSAA Basketball - Play by Play Report - Period: 1 (pg 1)
Russellville Panthers vs. Male Bulldogs
 Date: 03/17/2001 Time: 10:00 am Site: Boys' Sweet 16-Rupp Arena Attendance:

## Name	Action	Action	Score	Clock	Diff	## Name	Action	Action
21 M Hampton	Start Game					11 J Mathies	Start Game	
22 N Thompson	Start Game					12 A Burks	Start Game	
30 T Dickerson	Start Game					31 L O'Bannon	Start Game	
33 R Dickerson	Start Game					33 M Bush	Start Game	
34 T Todd	Start Game					54 L Carter	Start Game	
30 T Dickerson	Jump Ball Win			1 7:58		54 L Carter	Jump Ball Loss	
21 M Hampton	FG Attempt			1 7:37		31 L O'Bannon	Def Rebound	
				1 7:32		31 L O'Bannon	Turnover	
				1 7:31				
33 R Dickerson	Steal			1 7:29				
22 N Thompson	FG Attempt	22 N Thompson Off Reb		1 7:24	+3			
30 T Dickerson	3Pt Made	22 N Thompson Assist	3-0	1 7:01	+1	31 L O'Bannon	FG Made	
			6-2	1 6:48	+4			
30 T Dickerson	3Pt Made		6-5	1 6:35	+1	12 A Burks	3Pt Made	11 J Mathies Assist
				1 6:22		33 M Bush	Def Rebound	
22 N Thompson	3Pt Attempt			1 6:16		31 L O'Bannon	Layup Att	
30 T Dickerson	Def Rebound			1 6:02				
21 M Hampton	Turnover			1 6:01		54 L Carter	Steal	
				1 6:01				
22 N Thompson	Personal Foul			1 5:57		33 M Bush	Turnover	(Bad Pass)
				1 5:43		33 M Bush	Def Rebound	
22 N Thompson	3Pt Attempt			1 5:31		33 M Bush	Turnover	(Fumble)
				1 5:14		31 L O'Bannon	Def Rebound	
33 R Dickerson	3Pt Attempt			1 4:59				
21 M Hampton	Personal Foul			1 4:53		12 A Burks	FG Attempt	
22 N Thompson	Def Rebound			1 4:34		54 L Carter	Def Rebound	
21 M Hampton	FG Attempt			1 4:29		54 L Carter	Turnover	(Bad Pass)
				1 4:26				
21 M Hampton	Steal			1 4:25		33 M Bush	Def Rebound	
21 M Hampton	FG Attempt			1 4:17		11 J Mathies	FG Attempt	
21 M Hampton	Def Rebound			1 4:00		54 L Carter	Def Rebound	
34 T Todd	FG Attempt			1 3:42		31 L O'Bannon	3Pt Attempt	
30 T Dickerson	Def Rebound			1 3:34	+4			
30 T Dickerson	3Pt Made		9-5	1 3:18		54 L Carter	FG Attempt	
34 T Todd	Def Rebound			1 3:14		33 M Bush	Personal Foul	
				1 3:11	+5	31 L O'Bannon	Personal Foul	
22 N Thompson	FT Made		10-5	1 3:11	+6			
22 N Thompson	FT Made		11-5	1 3:11				
12 A Evans	Enter Game	for 21 M Hampton		1 3:11				
				1 2:54		33 M Bush	FG Attempt	33 M Bush Off Reb
				1 2:53		33 M Bush	Putback Att	54 L Carter Off Reb
				1 2:50		54 L Carter	Putback Att	31 L O'Bannon Off Reb
				1 2:47		31 L O'Bannon	Putback Att	54 L Carter Off Reb
				1 2:46	+4	54 L Carter	Putback Made	
				1 2:33				
				1 2:28		31 L O'Bannon	Def Rebound	
				1 2:28				
				1 2:28				
				1 2:15	+2	54 L Carter	Layup Made	
30 T Dickerson	FG Made		13-9	1 1:50	+4			
34 T Todd	Personal Foul			1 1:43		13 L Powell	Enter Game	for 33 M Bush
				1 1:31	+2	54 L Carter	Layup Made	13 L Powell Assist
22 N Thompson	Turnover	(Fumble)		1 1:16				
				1 1:12		31 L O'Bannon	Steal	
Panthers	Def Rebound			1 1:10		11 J Mathies	FG Attempt	
				1 1:09		10 J Haury	Enter Game	for 12 A Burks
				1 1:09				
33 R Dickerson	Enter Game	for 22 N Thompson		1 0:54				
33 R Dickerson	FG Attempt	21 M Hampton Off Reb		1 0:52	+4			
21 M Hampton	Putback Made		15-11	1 0:35		11 J Mathies	FG Attempt	11 J Mathies Off Reb
				1 0:32		11 J Mathies	Putback Att	54 L Carter Off Reb
30 T Dickerson	Def Rebound			1 0:30		54 L Carter	Putback Att	
				1 0:28		10 J Haury	Personal Foul	
21 M Hampton	3Pt Attempt			1 0:08		13 L Powell	Def Rebound	
				1 0:02		33 M Bush	Enter Game	for 31 L O'Bannon
30 T Dickerson	Leave Game			1 0:02				
22 N Thompson	Enter Game	for 34 T Todd		1 0:02				
4 K Neblett	Enter game			1 0:02				

End of Period Summary Panthers 15 Bulldogs 11

Largest Lead: Panthers 11 Bulldogs 5 (6 pts)
 Lead in Period: Panthers 11 Bulldogs 5 (6 pts)
 2 for 0 oppo pts
 3 for 5 pts
 5/17 for 29.4 %
 2/2 for 100 %

Turnovers
 2nd Chances
 Field Goals
 Free Throws

Lead Changes: 0 Ties: 0
 Lead Changes: 0 Ties: 0 (this period)
 4 for 3 oppo pts
 6 for 2 pts
 5/18 for 27.8 %
 0/0 for 0.00 %

KHSAA Basketball - Play by Play Report - Period: 2 (pg 1)
Russellville Panthers vs. Male Bulldogs
 Date: 03/17/2001 Time: 10:00 am Site: Boys' Sweet 16-Rupp Arena Attendance:

##	Name	Action	Action	Score	Clock	Diff	##	Name	Action	Action
					2 8:00		31	L O'Bannon	Enter Game	for 11 J Mathies
34	T Todd	Enter Game	for 4 K Neblett		2 8:00					
30	T Dickerson	Enter Game	for 12 A Evans		2 8:00					
34	T Todd	Personal Foul			2 7:49					
				15-13	2 7:45	+2	31	L O'Bannon	FG Made	10 J Haury Assist
30	T Dickerson	3Pt Attempt			2 7:28		54	L Carter	Def Rebound	
21	M Hampton	Personal Foul		15-14	2 7:19	+1	10	J Haury	FT Made	
				15-15	2 7:19	(T1)	10	J Haury	FT Made	
22	N Thompson	3Pt Made	21 M Hampton Assist	18-15	2 7:02	+3				
					2 6:48		31	L O'Bannon	Turnover	
22	N Thompson	Steal			2 6:48					
22	N Thompson	Turnover	(Bad Pass)		2 6:24					
				18-17	2 6:08	+1	31	L O'Bannon	FG Made	33 M Bush Assist
30	T Dickerson	FG Attempt	Panthers Off Reb		2 5:49		54	L Carter	Block	
21	M Hampton	Layup Att			2 5:37		31	L O'Bannon	Block	10 J Haury Def Reb
					2 5:30		10	J Haury	Turnover	
33	R Dickerson	Steal			2 5:29					
21	M Hampton	Layup Att	30 T Dickerson Off Reb		2 5:20		31	L O'Bannon	Block	
30	T Dickerson	Putback Made		20-17	2 5:12	+3				
				20-20	2 4:53	(T2)	33	M Bush	3Pt Made	54 L Carter Assist
34	T Todd	Turnover	(Fumble)		2 4:32					
					2 4:32		54	L Carter	Leave Game	
					2 4:32		11	J Mathies	Enter Game	for 10 J Haury
					2 4:32		44	G Ballard	Enter game	
12	A Evans	Enter Game	for 21 M Hampton		2 4:32					
30	T Dickerson	Def Rebound			2 4:21		31	L O'Bannon	FG Attempt	
21	M Hampton	Enter Game	for 12 A Evans		2 4:00					
					2 3:57		11	J Mathies	Personal Foul	
30	T Dickerson	FG Made	21 M Hampton Assist	22-20	2 3:53	+2				
30	T Dickerson	Personal Foul		22-21	2 3:46	+1	11	J Mathies	FT Made	
				22-22	2 3:46	(T3)	11	J Mathies	FT Made	
22	N Thompson	Turnover	(Violation)		2 3:41					
21	M Hampton	Def Rebound			2 3:22		33	M Bush	3Pt Attempt	
21	M Hampton	Turnover	(Bad Pass)		2 3:18					
					2 3:15		13	L Powell	Steal	
30	T Dickerson	Def Rebound			2 3:08		31	L O'Bannon	FG Attempt	
					2 3:07		31	L O'Bannon	Personal Foul	
					2 3:07		54	L Carter	Enter Game	for 31 L O'Bannon
33	R Dickerson	3Pt Attempt	Panthers Off Reb		2 2:50					
					2 2:49					
30	T Dickerson	FG Attempt			2 2:46		44	G Ballard	Def Rebound	
					2 2:40		44	G Ballard	Turnover	
30	T Dickerson	Steal			2 2:39					
30	T Dickerson	FG Attempt	21 M Hampton Off Reb		2 2:36					
21	M Hampton	Putback Att	21 M Hampton Off Reb		2 2:34					
21	M Hampton	Putback Made		24-22	2 2:33	+2				
					2 2:12		11	J Mathies	Turnover	
34	T Todd	FG Attempt			2 1:39		54	L Carter	Block	33 M Bush Def Reb
					2 1:34		13	L Powell	FG Attempt	Bulldogs Off Reb
21	M Hampton	Leave Game			2 1:33					
4	K Neblett	Enter Game	for 34 T Todd		2 1:33					
12	A Evans	Enter game			2 1:33					
					2 1:25		54	L Carter	FG Attempt	54 L Carter Off Reb
4	K Neblett	FG Attempt	Panthers Off Reb	24-24	2 1:24	(T4)	54	L Carter	Putback Made	
					2 1:06					
					2 1:02		12	A Burks	Enter Game	for 44 G Ballard
21	M Hampton	Enter Game	for 4 K Neblett		2 1:02					
30	T Dickerson	Layup Made	33 R Dickerson Assist	26-24	2 0:57	+2				
Panthers	Def Rebound				2 0:38		12	A Burks	FG Attempt	
Panthers	20 Sec Time Out				2 0:10					
12	A Evans	3Pt Attempt			2 0:02		12	A Burks	Def Rebound	

End of Period Summary Panthers 26 Bulldogs 24

Largest Lead: Panthers 11 Bulldogs 5 (6 pts)
Lead in Period: Panthers 15 Bulldogs 11 (4 pts)
 4 for 2 oppo pts
 6 for 4 pts
 5/16 for 31.3 %
 0/0 for 0.00 %

Turnovers
2nd Chances
Field Goals
Free Throws

Lead Changes: 0 Ties: 4
Lead Changes: 0 Ties: 4 (this period)
 4 for 4 oppo pts
 2 for 2 pts
 4/10 for 40.0 %
 4/4 for 100 %

KHSAA Basketball - Game Box Score Russellville Panthers vs. Male Bulldogs

Date: 03/17/2001 Time: 10:00 am Site: Boys' Sweet 16-Rupp Arena Attendance: Unknown

Visitors: Male Bulldogs																
##	Name	P	FG	3 Pt	FT	PTS	ORB	DRB	TR	PF	AST	TO	BS	ST	MIN	
11	* Johnny Mathies		0/4	0/0	2/2	2	1	0	1	1	1	1	0	0	12:32	
12	* Adam Burks		1/3	1/1	0/0	3	0	1	1	0	0	0	0	0	7:53	
31	* Larry O'Bannon		3/8	0/1	0/0	6	1	3	4	2	0	2	2	1	12:51	
33	* Mike Bush		1/4	1/2	0/0	3	1	4	5	1	1	2	0	0	14:19	
54	* LaVar Carter		4/8	0/0	0/0	8	4	3	7	0	1	1	2	1	14:35	
10	John Haury		0/0	0/0	2/2	2	0	1	1	1	1	1	0	0	4:37	
13	Leslie Powell		0/1	0/0	0/0	0	0	1	1	0	1	0	0	1	9:43	
14	Ronnie Todd														DNP	
21	Keith Cathey														DNP	
23	Stephen McKinney														DNP	
30	Casey Shumate														DNP	
44	Greg Ballard		0/0	0/0	0/0	0	0	1	1	0	0	1	0	0	3:30	
50	William Ford														DNP	
40	Scott Green														DNP	
	Team						1	0	1							
	Totals		9/28	2/4	4/4	24	8	14	22	5	5	8	4	3	80	
	Total FG		1st Half	9/28	32.1%	2nd Half	0/0	0.00%	Game	9/28	32.1%					
	3 PT FG		1st Half	2/4	50.0%	2nd Half	0/0	0.00%	Game	2/4	50.0%					
	Free Throws		1st Half	4/4	100%	2nd Half	0/0	0.00%	Game	4/4	100%					

Home: Russellville Panthers																
##	Name	P	FG	3 Pt	FT	PTS	ORB	DRB	TR	PF	AST	TO	BS	ST	MIN	
21	* Maurice Hampton		2/9	0/1	0/0	4	3	2	5	2	2	2	0	1	14:14	
22	* Nathan Thompson		1/4	1/3	2/2	5	1	1	2	1	1	3	0	1	14:53	
30	* Teco Dickerson		7/12	3/5	0/0	17	2	5	7	1	0	0	0	1	15:58	
33	* Roland Dickerson		0/4	0/2	0/0	0	0	0	0	1	1	0	0	2	14:41	
34	* Tyree Todd		0/2	0/0	0/0	0	0	1	1	2	0	1	0	0	14:25	
4	Khary Neblett		0/1	0/0	0/0	0	0	0	0	0	0	0	0	0	0:33	
10	Kwesi Neblett														DNP	
11	David Dickerson														DNP	
12	Aundre' Evans		0/1	0/1	0/0	0	0	0	0	0	0	0	0	0	5:16	
20	Jeron Smith														DNP	
23	Justin Taylor														DNP	
24	Damien Terry														DNP	
25	Wun Kennedy														DNP	
31	Adrian Bigbee														DNP	
32	John Gonzales														DNP	
	Team						3	2	5							
	Totals		10/33	4/12	2/2	26	9	11	20	7	4	6	0	5	80	
	Total FG		1st Half	10/33	30.3%	2nd Half	0/0	0.00%	Game	10/33	30.3%					
	3 PT FG		1st Half	4/12	33.3%	2nd Half	0/0	0.00%	Game	4/12	33.3%					
	Free Throws		1st Half	2/2	100%	2nd Half	0/0	0.00%	Game	2/2	100%					

Free Throw Pts	Mal 4	Rus 2	3Pt Points	Mal 6	Rus 12	Pts/Possession	Mal 0.57	Rus 0.60
Pts off Turnovers	Mal 2	Rus 7	2nd Chance Points	Mal 4	Rus 9	Pts off Bench	Mal 2	Rus 0
Total Rebounds	Mal 22	Rus 20	Team Rebounds	Mal 1	Rus 5	Dead Ball Reb	Mal 0	Rus 0
Off Rebound %	Mal 42.1	Rus 39.1	Def Rebound %	Mal 60.9	Rus 57.9	Total Rebound %	Mal 52.4	Rus 47.6
Technical Fouls	Mal	Rus	None	None				
Officials	Rick Chasteen, Barry Barnes, Rob Allen							

	Qtr 1	Qtr 2	Qtr 3	Qtr 4	OT 1	OT 2	OT 3	OT 4	Total
Male Bulldogs	11	13	0	0	0	0	0	0	24
Russellville Panthers	15	11	0	0	0	0	0	0	26

KHSAA Basketball - Play by Play Report - Period: 3 (pg 1)
Russellville Panthers vs. Male Bulldogs
Date: 03/17/2001 Time: 10:00 am Site: Boys' Sweet 16-Rupp Arena Attendance:

## Name	Action	Action	Score	Clock	Diff	## Name	Action	Action
21 M Hampton	Leave Game			3 8:00				
22 N Thompson	Leave Game			3 8:00				
30 T Dickerson	Leave Game			3 8:00				
33 R Dickerson	Leave Game			3 8:00				
21 M Hampton	Enter Game	for 12 A Evans		3 8:00				
22 N Thompson	Enter game			3 8:00				
30 T Dickerson	Enter game			3 8:00				
34 T Todd	Enter game			3 8:00				
33 R Dickerson	Enter game			3 8:00				
				3 8:00		11 J Mathies	Leave Game	
				3 8:00		12 A Burks	Leave Game	
				3 8:00		33 M Bush	Leave Game	
				3 8:00		54 L Carter	Leave Game	
				3 8:00		11 J Mathies	Enter Game	for 13 L Powell
				3 8:00		12 A Burks	Enter game	
				3 8:00		31 L O'Bannon	Enter game	
				3 8:00		33 M Bush	Enter game	
				3 8:00		54 L Carter	Enter game	
21 M Hampton	Personal Foul			3 7:52				
12 A Evans	Enter Game	for 21 M Hampton		3 7:52				
22 N Thompson	Personal Foul			3 7:49				
21 M Hampton	Enter Game	for 12 A Evans		3 7:49				
			26-25	3 7:49		54 L Carter	FT Attempt	Bulldogs Deadball Reb
				3 7:49	+1	54 L Carter	FT Made	
34 T Todd	FG Attempt			3 7:44		31 L O'Bannon	Def Rebound	
21 M Hampton	Def Rebound			3 7:36		33 M Bush	FG Attempt	
22 N Thompson	3Pt Made	33 R Dickerson Assist	29-25	3 7:25	+4			
				3 7:10		54 L Carter	Turnover	(Traveling)
21 M Hampton	3Pt Attempt	34 T Todd Off Reb		3 6:36				
				3 6:35		11 J Mathies	Personal Foul	
				3 6:35		13 L Powell	Enter Game	for 11 J Mathies
21 M Hampton	3Pt Attempt	33 R Dickerson Off Reb		3 6:29				
22 N Thompson	3Pt Attempt			3 6:22		Bulldogs	Def Rebound	
			29-27	3 6:06		13 L Powell	FG Attempt	Bulldogs Off Reb
			31-27	3 5:58	+2	31 L O'Bannon	FG Made	33 M Bush Assist
30 T Dickerson	FG Made			3 5:41	+4			
21 M Hampton	Turnover		31-29	3 5:24	+2	33 M Bush	FG Made	
				3 5:07				
30 T Dickerson	Personal Foul			3 5:06		13 L Powell	Steal	
				3 4:57				
30 T Dickerson	FG Attempt	22 N Thompson Off Reb		3 4:46		31 L O'Bannon	Turnover	(Traveling)
				3 4:16				
21 M Hampton	FG Attempt			3 4:14		54 L Carter	Personal Foul	
33 R Dickerson	Personal Foul			3 4:11		31 L O'Bannon	Def Rebound	
				3 3:58				
			31-31	3 3:49	(T5)	13 L Powell	FG Attempt	54 L Carter Off Reb
30 T Dickerson	FG Attempt			3 3:47		54 L Carter	Putback Made	
				3 3:40		33 M Bush	Def Rebound	
				3 3:30		33 M Bush	FG Attempt	33 M Bush Off Reb
Panthers	Def Rebound			3 3:26		13 L Powell	3Pt Attempt	
21 M Hampton	Layup Made		33-31	3 3:18	+2			
33 R Dickerson	Personal Foul			3 2:51				
				3 2:51				
30 T Dickerson	Layup Att	Panthers Off Reb	33-34	3 2:46	-1 (L1)	12 A Burks	3Pt Made	13 L Powell Assist
30 T Dickerson	3Pt Attempt	21 M Hampton Off Reb		3 2:43		54 L Carter	Block	
21 M Hampton	Putback Made		35-34	3 2:22	+1 (L2)			
			35-36	3 2:02	-1 (L3)	31 L O'Bannon	FG Made	12 A Burks Assist
				3 1:44		13 L Powell	Personal Foul	
30 T Dickerson	3Pt Made	33 R Dickerson Assist	38-36	3 1:14	+2 (L4)			
			38-38	3 0:55	(T6)	54 L Carter	FG Made	12 A Burks Assist
22 N Thompson	FG Attempt			3 0:30		31 L O'Bannon	Def Rebound	
			38-40	3 0:09	-2 (L5)	54 L Carter	Dunk Made	13 L Powell Assist
21 M Hampton	FG Attempt			3 0:00		54 L Carter	Def Rebound	

End of Period Summary Panthers 38 Bulldogs 40

Largest Lead: Panthers 11 Bulldogs 5 (6 pts)
Lead in Period: Panthers 29 Bulldogs 25 (4 pts)
1 for 0 oppo pts
5 for 2 pts
5/16 for 31.3 %
0/0 for 0.00 %

Turnovers
2nd Chances
Field Goals
Free Throws

Lead Changes: 5 Ties: 6
Lead Changes: 5 Ties: 2 (this period)
2 for 0 oppo pts
3 for 2 pts
7/12 for 58.3 %
1/2 for 50.0 %

KHSAA Basketball - Play by Play Report - Period: 4 (pg 1)
Russellville Panthers vs. Male Bulldogs
 Date: 03/17/2001 Time: 10:00 am Site: Boys' Sweet 16-Rupp Arena Attendance:

## Name	Action	Action	Score	Clock	Diff	## Name	Action	Action
33 R Dickerson	3Pt Attempt	22 N Thompson Off Reb		4 7:39				
				4 7:38		31 L O'Bannon	Personal Foul	
				4 7:38		44 G Ballard	Enter Game	for 31 L O'Bannon
22 N Thompson	FT Made		39-40	4 7:38	-1			
22 N Thompson	FT Attempt			4 7:38		54 L Carter	Def Rebound	
34 T Todd	Personal Foul			4 7:19				
				4 7:14		33 M Bush	3Pt Attempt	13 L Powell Off Reb
				4 7:09		13 L Powell	Turnover	
21 M Hampton	Steal			4 7:08				
				4 7:06		13 L Powell	Personal Foul	
				4 7:06		11 J Mathies	Enter Game	for 13 L Powell
21 M Hampton	FT Made		40-40	4 7:06	(T7)			
21 M Hampton	FT Made		41-40	4 7:06	+1 (L6)			
			41-42	4 6:42	-1 (L7)	44 G Ballard	FG Made	12 A Burks Assist
Panthers	20 Sec Time Out			4 6:25				
				4 6:25		31 L O'Bannon	Enter Game	for 12 A Burks
30 T Dickerson	3Pt Attempt	30 T Dickerson Off Reb		4 5:54				
30 T Dickerson	Turnover	(Traveling)		4 5:51				
			41-44	4 5:40	-3			
				4 5:13		33 M Bush	FG Made	
				4 5:05		11 J Mathies	Personal Foul	
21 M Hampton	3Pt Attempt	30 T Dickerson Off Reb		4 5:05	-2	44 G Ballard	Personal Foul	
30 T Dickerson	FT Made		42-44	4 5:05	-1			
30 T Dickerson	FT Made		43-44	4 5:05	-1			
			43-46	4 5:01	-3	31 L O'Bannon	Layup Made	33 M Bush Assist
21 M Hampton	FG Attempt			4 4:32		44 G Ballard	Def Rebound	
22 N Thompson	Personal Foul			4 4:31				
30 T Dickerson	Def Rebound			4 4:31		44 G Ballard	FT Attempt	
30 T Dickerson	Turnover			4 4:29				
			43-48	4 4:28		11 J Mathies	Steal	
				4 4:25	-5	11 J Mathies	Layup Made	
34 T Todd	Turnover			4 4:08				
				4 4:07		33 M Bush	Steal	
21 M Hampton	Def Rebound			4 3:46		33 M Bush	FG Attempt	
				4 3:00				
21 M Hampton	3Pt Attempt			4 3:00		54 L Carter	Def Rebound	
34 T Todd	Def Rebound			4 2:31		33 M Bush	FG Attempt	
30 T Dickerson	Dunk Made		45-48	4 2:25	-3			
			45-50	4 2:05	-5	11 J Mathies	FG Made	
22 N Thompson	3Pt Made	21 M Hampton Assist	48-50	4 1:51	-2			
Panthers	Time Out			4 1:49				
				4 1:49		12 A Burks	Enter Game	for 44 G Ballard
22 N Thompson	Personal Foul			4 1:48				
				4 1:48		44 G Ballard	Enter Game	for 12 A Burks
			48-51	4 1:48	-3	54 L Carter	FT Made	
			48-52	4 1:48	-4	54 L Carter	FT Made	
21 M Hampton	FG Made		50-52	4 1:27	-2			
34 T Todd	Personal Foul		50-53	4 1:06	-3	31 L O'Bannon	FT Made	
			50-54	4 1:06	-4	31 L O'Bannon	FT Made	
21 M Hampton	Turnover			4 0:56				
				4 0:55		11 J Mathies	Steal	
			50-56	4 0:53	-6	11 J Mathies	Layup Made	
30 T Dickerson	FG Made	21 M Hampton Assist	52-56	4 0:36	-4			
Panthers	Time Out			4 0:35				
				4 0:35		12 A Burks	Enter Game	for 44 G Ballard
33 R Dickerson	Personal Foul		52-57	4 0:24	-5	33 M Bush	FT Made	
			52-58	4 0:24	-6	33 M Bush	FT Made	
21 M Hampton	FT Made		53-58	4 0:19	-5	33 M Bush	Personal Foul	
21 M Hampton	FT Made		54-58	4 0:19	-4			
12 A Evans	Enter Game	for 22 N Thompson		4 0:19				
30 T Dickerson	Personal Foul			4 0:17				
22 N Thompson	Enter Game	for 34 T Todd		4 0:17				
			54-59	4 0:17	-5	31 L O'Bannon	FT Made	
			54-60	4 0:17	-6	31 L O'Bannon	FT Made	
22 N Thompson	Turnover	(Violation)		4 0:13				
21 M Hampton	Personal Foul			4 0:06				
22 N Thompson	Leave Game			4 0:06				
11 D Dickerson	Enter Game	for 30 T Dickerson		4 0:06				
31 A Bigbee	Enter game			4 0:06				
			54-61	4 0:06	-7	54 L Carter	FT Attempt	Bulldogs Deadball Reb
21 M Hampton	3Pt Attempt			4 0:01		54 L Carter	FT Made	
				4 0:01		Bulldogs	Def Rebound	

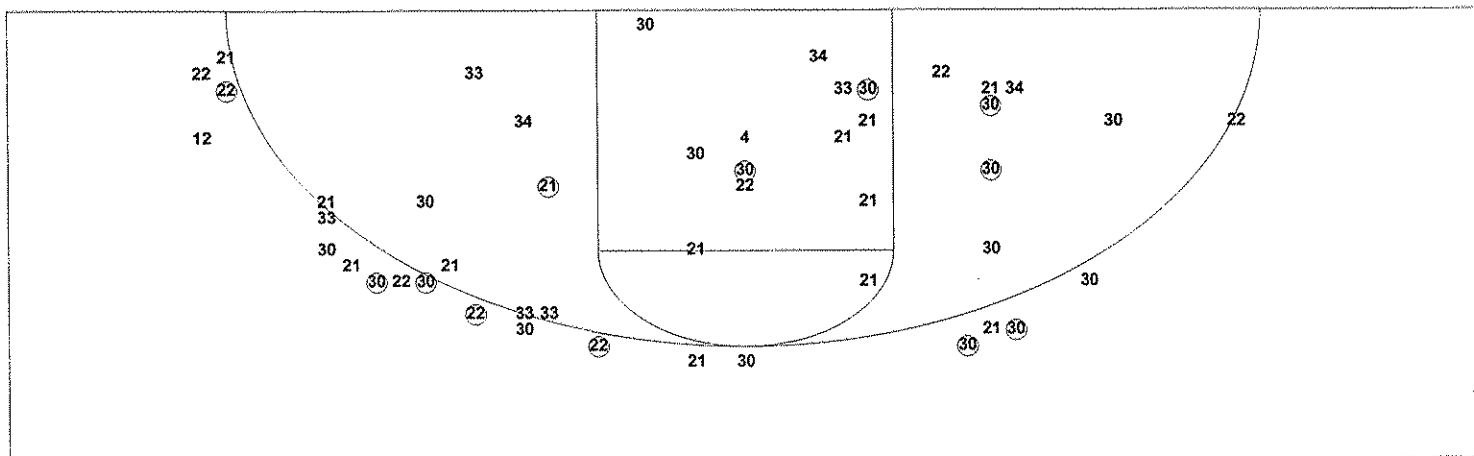
End of Period Summary Panthers 54 Bulldogs 61

Largest Lead: Panthers 54 Bulldogs 61 (7 pts)
 Lead in Period: Panthers 54 Bulldogs 61 (7 pts)
 5 for 7 oppo pts
 3 for 3 pts
 4/10 for 40.0 %
 7/8 for 87.5 %

Turnovers
 2nd Chances
 Field Goals
 Free Throws

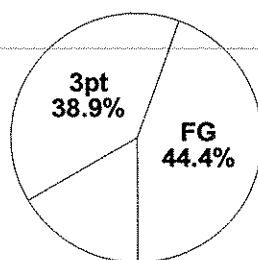
Lead Changes: 7 Ties: 7
 Lead Changes: 1 Ties: 1 (this period)
 1 for 2 oppo pts
 1 for 0 pts
 6/9 for 66.7 %
 9/11 for 81.8 %

KHSAA Basketball - TEAM SHOT CHART for the Panthers
Russellville Panthers vs. Male Bulldogs
DATE: 03/17/2001 TIME: 10:00 am SITE: Boys' Sweet 16-Rupp Arena




Shot Summary	M/A	%	PTS
3Pt FG	7/24	29.2%	21
2Pt FG	12/35	34.3%	24
Layups - L	0/0	0.0%	0
Layups - R	2/5	40.0%	4
Dunks	1/1	100.0%	2
Putbacks	4/5	80.0%	8
Overall Shooting	19/59	32.2%	45
Free Throws	9/10	90.0%	9
Total Points			54

Scoring Distribution




Scoring Locations

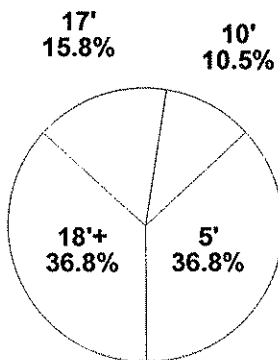


By Period	FG	FGA	FG%	3Pt	3PA	3P%	FT	FTA	FT%	PTS	ORB	DRB	TR	PF	AST	TO	BS	ST	P/S
1st Period	5	17	29.4	3	8	37.5	2	2	100	15	3	7	10	4	1	2	0	2	0.83
2nd Period	5	16	31.3	1	4	25.0	0	0	0.00	11	6	4	10	3	3	4	0	3	0.69
3rd Period	5	16	31.3	2	6	33.3	0	0	0.00	12	5	2	7	5	2	1	0	0	0.75
4th Period	4	10	40.0	1	6	16.7	7	8	87.5	16	3	3	6	7	2	5	0	1	1.14
Game	19	59	32.2	7	24	29.2	9	10	90.0	54	17	16	33	19	8	12	0	6	0.84

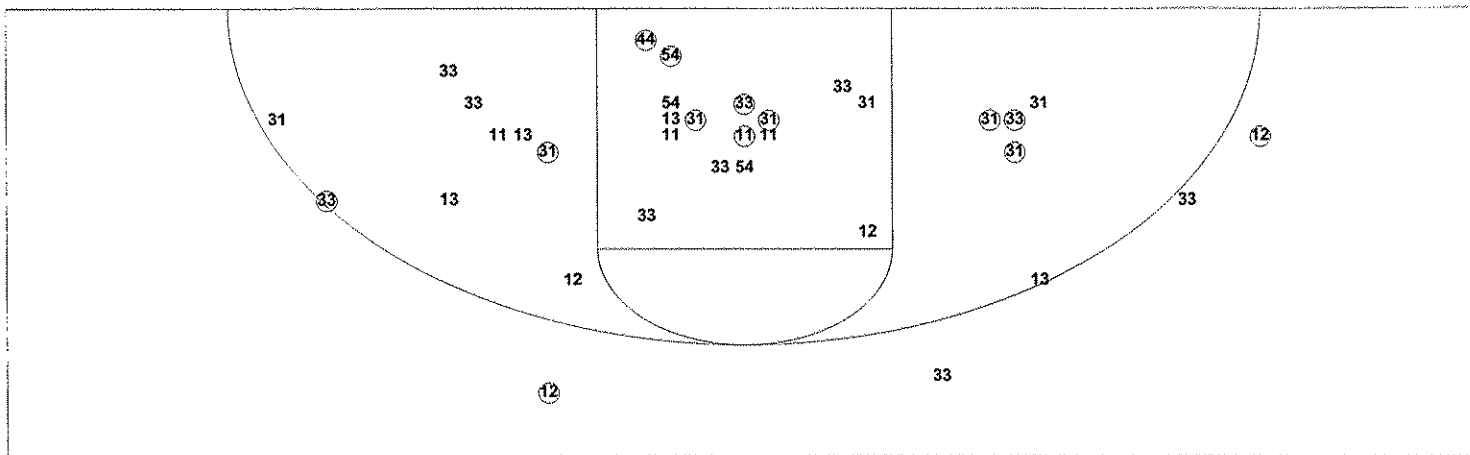
Scoring Breakdown



Scoring Range




KHSAA Basketball - TEAM SHOT CHART for the Bulldogs
Russellville Panthers vs. Male Bulldogs
DATE: 03/17/2001 TIME: 10:00 am SITE: Boys' Sweet 16-Rupp Arena



Shot Summary	M/A	%	PTS	Scoring Distribution	Scoring Locations
3Pt FG	3/7	42.9%	9	3pt 14.8%	Mid 45.5%
2Pt FG	19/42	45.2%	38		
Layups - L	2/3	66.7%	4	FG 62.3%	Rgt 31.8%
Layups - R	3/3	100.0%	6		
Dunks	1/1	100.0%	2		
Putbacks	3/8	37.5%	6		
Overall Shooting	22/49	44.9%	47	FT 23.0%	Lft 22.7%
Free Throws	14/17	82.4%	14		
Total Points			61		

By Period	FG	FGA	FG%	3Pt	3PA	3P%	FT	FTA	FT%	PTS	ORB	DRB	TR	PF	AST	TO	BS	ST	P/S
1st Period	5	18	27.8	1	2	50.0	0	0	0.00	11	6	9	15	3	2	4	0	2	0.61
2nd Period	4	10	40.0	1	2	50.0	4	4	100	13	2	5	7	2	3	4	4	1	1.08
3rd Period	7	12	58.3	1	2	50.0	1	2	50.0	16	3	6	9	3	5	2	1	1	1.23
4th Period	6	9	66.7	0	1	0.00	9	11	81.8	21	1	4	5	5	2	1	0	3	1.50
Game	22	49	44.9	3	7	42.9	14	17	82.4	61	12	24	36	13	12	11	5	7	1.07

Scoring Breakdown



Scoring Range

